

Bowerham Primary and Nursery school and Baby Unit

Un-validated Data 2025

EYFS 2025

Bowerham Primary and Nursery School

EYFSP Results: At Least Expected

	No of eligible pupils	Prime							Specific									
		Communication & Language		Personal, Social & Emotional Development			Physical Development		Literacy			Maths		Understanding the World			Expressive Arts & Design	
		LAU	Sp	SR	MS	BR	GMS	FMS	Com	Re	Wr	Nu	NP	PP	PCC	NW	CWM	BI
ALL PUPILS																		
2023/24	60	86.7	85.0	91.7	93.3	88.3	93.3	88.3	81.7	80.0	80.0	83.3	83.3	80.0	76.7	83.3	86.7	80.0
2024/25	60	91.7	91.7	95.0	95.0	96.7	96.7	95.0	91.7	88.3	88.3	90.0	90.0	93.3	91.7	93.3	96.7	96.7
MALE PUPILS																		
2023/24	28	82.1	78.6	82.1	85.7	82.1	89.3	75.0	75.0	75.0	75.0	78.6	78.6	71.4	64.3	78.6	75.0	67.9
2024/25	30	90.0	90.0	96.7	96.7	96.7	96.7	96.7	90.0	90.0	90.0	90.0	90.0	90.0	90.0	90.0	96.7	96.7
FEMALE PUPILS																		
2023/24	32	90.6	90.6	100.0	100.0	93.8	96.9	100.0	87.5	84.4	84.4	87.5	87.5	87.5	87.5	87.5	96.9	90.6
2024/25	30	93.3	93.3	93.3	93.3	96.7	96.7	93.3	93.3	86.7	86.7	90.0	90.0	96.7	93.3	96.7	96.7	96.7

EYFSP Results: At Least Expected

	Gender	No of eligible pupils	Good Level Development (% At Least Expected in Prime/Literacy and Numeracy)	Prime Areas (% At Least Expected in Prime Areas)
2023/24	All	60	76.7	80.0
	Male	28	67.9	67.9
	Female	32	84.4	90.6
2024/25	All	60	83.3	88.3
	Male	30	80.0	86.7
	Female	30	86.7	90.0

Last year’s result to compare

EYFSP Results: Expected

	No of eligible pupils	Good Level Development (% Expected in Prime/Literacy and Mathematics)	Ave. Total Points	Ave. No. of ELGs at Exp. Level	Prime Areas (% Expected in Prime Areas)
Sch					
2021/22	58	75.9	32.9	15.9	87.9
2022/23	57	80.7	32.7	15.7	82.5
2023/24	60	76.7	31.4	14.4	80.0
Lancashire					
2021/22		62.2	30.6	13.6	70.7
2022/23		64.5	30.9	13.9	72.4
2023/24		64.9	30.7	13.7	72.1
England					
2021/22		65.2	31.1	14.1	74.2
2022/23		67.2		14.1	75.0
2023/24		67.7		14.1	74.9

Phonics 2025

Year 1		All									
School	Total Pupils	A	D	0-10	11-20	21-27	28-31	Working towards expected standard		Meeting the expected	
	No.	%	%	%	%	%	%	No.	%	No.	%
2022/23	58	0.0	0.0	5.2	12.1	5.2	3.4	15	25.9	43	74.1
2023/24	60	0.0	0.0	13.3	6.7	6.7	3.3	18	30.0	42	70.0
2024/25	59	0.0	0.0	11.9	6.8	1.7	0.0	12	20.3	47	79.7
Lancs											
2022/23	13685	0.3	2.3	6.8	5.1	5.0	3.4	2769	20.2	10560	77.2
2023/24	13416	0.3	2.4	6.5	4.8	4.7	3.2	2560	19.1	10478	78.1
England											
2022/23		0.0	2.0	0.0	0.0	0.0	0.0		18.0		79.0
2023/24		0.0	3.0	0.0	0.0	0.0	0.0		17.0		80.0

Year 2		All									
School	Total Pupils	A	D	0-10	11-20	21-27	28-31	Working towards expected standard		Meeting the expected	
	No.	%	%	%	%	%	%	No.	%	No.	%
2022/23											
2023/24	16	0.0	0.0	0.0	12.5	0.0	0.0	2	12.5	14	87.5
2024/25	17	0.0	0.0	17.6	11.8	11.8	0.0	7	41.2	10	58.8
Lancs											
2022/23											
2023/24	3272	0.5	7.4	11.2	10.5	10.9	6.9	1284	39.2	1720	52.6
England											
2022/23											
2023/24		0.7	8.5	0.0	0.0	0.0	0.0	0	36.1		54.6

Key Stage 1 - 2025

		All				Male				Female			
	No of eligible pupils	R	W	M	RWM	R	W	M	RWM	R	W	M	RWM
		Exp+	Exp+	Exp+	Exp+	Exp+	Exp+	Exp+	Exp+	Exp+	Exp+	Exp+	Exp+
Sch													
2023/24	58	74.1	65.5	75.9	65.5	60.0	48.6	62.9	48.6	95.7	91.3	95.7	91.3
2024/25	60	66.7	61.7	70.0	58.3	74.2	61.3	74.2	61.3	58.6	62.1	65.5	55.2

For national comparison-

You will note that our overall results remain below national outcomes. This particular cohort has a high proportion of children with SEND, including 5 pupils with EHCPs (and one pending) and an additional 7 children receiving SEN support, which has had a significant impact on the overall results.

England

Year	NOR	R	W	M	RWM		
		Exp+	Exp+	Exp+	EXS	Exp+	GDS
2018/19		75	69	76		64.9	11.2
2021/22		67	58	68		53.4	5.9
2022/23		68.3	60.1	70.4		56.0	6.2
2023/24*		71.4	62.9	72.2		58.9	6.6

Multiplication Test Check- Year 4











This is an improvement on last year's results




-

Test Result

Pupil's Year 4 Multiplication Tables Check Mark	23
School Average Multiplication Tables Check Mark	22.7
National Average Multiplication Tables Check Mark	20.6

Year 6 Results

24/25	Reading		Writing		GPS		Mathematics		Combined RWM	
NOR 58	% EXS+	% GDS	% EXS+	% GDS	% EXS+	% GDS	% EXS+	% GDS	% EXS+	% GDS
School TA 25	86%	41%	74%	21%			91%	33%	72%	12%
School Test results	83%	36%	74%	21%	79%	38%	67%	24%	61%	12%
National headlines for 2025	75% 	28% 	72% 	13% 	73% 	32% 	74% 	24% 	62% 	8% 

FSM	75%	8%	42%	%	%	%	75%	%	42%	%
Average Scaled Score School	107		N/A		106.7		103			
Average Scaled Score National 25	106 		N/A		105 		104 			

TEST RESULTS								
		Percentage at outcome						
		B	NS	AS	HS ¹		U	A
Grammar Punctuation & Spelling*	School	0	22	41	38		0	0
	National	4	23	40	32		0	0
Reading	School	0	19	45	36		0	0
	National	4	21	45	29		0	0
Mathematics	School	0	31	43	24		0	0
	National	4	22	49	24		0	0

England Year	No of eligible pupils	Reading		Writing			Maths		GPS	
		Exp+	HS	EXS	GDS	Exp+	Exp+	HS	Exp+	HS
21/22		75	28	57	13	69	71	22	72	28
22/23		73	29	59	13	71	73	24	72	30
23/24		74	28	59	13	72	73	24	72	32

Reading, Writing, and GPS test results show an improvement on last year's outcomes, which is also reflected in our teacher assessments. In Maths, while overall results remain disappointing, there has been some improvement compared to last year. Our focus on mental maths this year, as part of our SIP priority, has paid dividends, with high scores achieved in Paper 1. However, Maths will remain a focus on our SIP for the coming year, with particular attention on improving test performance. Our evidence suggests that, although children are becoming more confident with maths during lessons, they are not yet demonstrating this same ability under test conditions—unlike in Reading and GPS. We are currently reviewing the papers of several children who scored 99 on the scaled score to check for any discrepancies that might support a review, with the aim of helping them achieve the expected standard.

