



Year 2 Literacy Yearly Overview – Bowerham Primary and Nursery School

READING AT BOWERHAM					
Author of the Half Term					
Autumn 1 – Gun Powder Plot	Autumn 2 – South Africa	Spring 1 – Lovely Lancaster	Spring 2 – Dinosaur Hunters	Summer 1 – Survival	Summer 2 – Our Planet
Julia Donaldson	Various Authors – Nelson Mandela themed literature	Brilliant Book Award – Plagues of Reading	Ian Whybrow	Titanic themed fiction and non-fiction 8 Children's Books about the Titanic disaster - Stephen Davies (voiceinthedesert.org.uk)	Various Authors – Traditional Tales with a Twist
Class Novel					
Autumn 1	Autumn 2	Spring 1	Spring 2	Summer 1	Summer 2
Resistant Texts: The Gun Powder Plot – Gillian Clements	Archaic Text - Twas The Night Before Christmas	Brilliant Book Award	Complexity of plot/symbol: Dinosuars and All That Rubbish by Michael Foreman	Complexity of the Narrator: The lost Book of Adventure from the notebooks of the Unknown Adventurer by Teddy Keen	Complexity of the Narrator: The Three Little Wolves and the Big Bad Pig
Reading - word reading <i>Pupils should be taught to:</i> <ul style="list-style-type: none"> continue to apply phonic knowledge and skills as the route to decode words until automatic decoding has become embedded and reading is fluent read accurately by blending the sounds in words that contain the graphemes taught so far, especially recognising alternative sounds for graphemes read accurately words of two or more syllables that contain the same graphemes as above read words containing common suffixes read further common exception words, noting unusual correspondences between spelling and sound and where these occur in the word read most words quickly and accurately, without overt sounding and blending, when they have been frequently encountered read aloud books closely matched to their improving phonic knowledge, sounding out unfamiliar words accurately, automatically and without undue hesitation reread these books to build up their fluency and confidence in word reading 			Reading – comprehension <i>Pupils should be taught to:</i> <i>develop pleasure in reading, motivation to read, vocabulary and understanding by:</i> <ul style="list-style-type: none"> listening to, discussing and expressing views about a wide range of contemporary and classic poetry, stories and non-fiction at a level beyond that at which they can read independently discussing the sequence of events in books and how items of information are related becoming increasingly familiar with and retelling a wider range of stories, fairy stories and traditional tales being introduced to non-fiction books that are structured in different ways recognising simple recurring literary language in stories and poetry discussing and clarifying the meanings of words, linking new meanings to known vocabulary discussing their favourite words and phrases continuing to build up a repertoire of poems learnt by heart, appreciating these and reciting some, with appropriate intonation to make the meaning clear <i>understand both the books that they can already read accurately and fluently and those that they listen to by:</i> <ul style="list-style-type: none"> drawing on what they already know or on background information and vocabulary provided by the teacher checking that the text makes sense to them as they read, and correcting inaccurate reading making inferences on the basis of what is being said and done answering and asking questions predicting what might happen on the basis of what has been read so far participate in discussion about books, poems and other works that are read to them and those that they can read for themselves, taking turns and listening to what others say 		








Year 2 Literacy Yearly Overview – Bowerham Primary and Nursery School

- explain and discuss their understanding of books, poems and other material, both those that they listen to and those that they read for themselves

WRITING AT BOWERHAM

Units of Writing

Autumn 1 – Gun Powder Plot	Autumn 2 – South Africa	Spring 1 – Lovely Lancaster	Spring 2 – Dinosaur Hunters	Summer 1 – Survival	Summer 2 – Journeys
<p>Stories by the Same Author – Julia Donaldson - Sentence Types</p> <p> Y2 Stories by the Same Author1.docx</p> <p>Poems on a theme – What is Harvest based on What is Pink? – Christina Rossetti</p> <p>Non – Fiction – Persuasive poster/ Advert – Spooky Bingo</p> <p>Gun Powder Plot – Fact File</p> <p>Explanation text – Gun Powder Plot</p> <p>Classic poetry</p>	<p>Instructions – How to make a pivot slider Christmas card</p> <p> Y2 Instructions.docx</p> <p>Non- Fiction – Letter – Invite to Nativity</p> <p>Non-Chronological Reports – Nelson Mandela</p>	<p>Stories set with a familiar setting – Stories set in Lancaster.</p> <p> Y2 Stories with Familiar Settings.docx</p> <p>Poems with a structure – Acrostic about Lancaster</p>	<p>Poems on a theme – ‘The Magic Box’ poem –rewrite and base on dinosaur theme.</p> <p>Dinosaur fantasy story – create as ebook</p>	<p>Persuasive Advert and posters – Summer Fair</p> <p> Y2 Persuasion.docx</p> <p>Fact file and Non-Chronological report</p> <p> Y2 Non-chronological reports.docx</p>	<p>Traditional tales with a Twist - write a new version of a fairy tale with a twist based on an existing story e.g. The Three Little Wolves and the Big Bad Pig.</p> <p>Recounts – Recount of trip – Trip tbc</p>
<p>Writing – Transcription Spelling - see English appendix 1 <i>Pupils should be taught to:</i> <i>spell by:</i></p> <ul style="list-style-type: none"> • segmenting spoken words into phonemes and representing these by graphemes, spelling many correctly • learning new ways of spelling phonemes for which 1 or more spellings are already known, and learn some words with each spelling, including a few common homophones 		<p>Handwriting- <i>Pupils should be taught to:</i></p> <ul style="list-style-type: none"> • form lower-case letters of the correct size relative to one another • start using some of the diagonal and horizontal strokes needed to join letters and understand which letters, when adjacent to one another, are best left unjoined • write capital letters and digits of the correct size, orientation and relationship to one another and to lower-case letters • use spacing between words that reflects the size of the letters 		<p>Writing – composition- <i>Pupils should be taught to:</i> <i>develop positive attitudes towards and stamina for writing by:</i></p> <ul style="list-style-type: none"> • writing narratives about personal experiences and those of others (real and fictional) • writing about real events • writing poetry • writing for different purposes <p><i>consider what they are going to write before beginning by:</i></p>	



Year 2 Literacy Yearly Overview – Bowerham Primary and Nursery School

- learning to spell common exception words
- learning to spell more words with contracted forms
- learning the possessive apostrophe (singular) [for example, the girl's book]
- distinguishing between homophones and near-homophones
- add suffixes to spell longer words including –ment, –ness, –ful, –less, –ly
- apply spelling rules and guidance, as listed in English appendix 1
- write from memory simple sentences dictated by the teacher that include words using the GPCs, common exception words and punctuation taught so far

- planning or saying out loud what they are going to write about
 - writing down ideas and/or key words, including new vocabulary
 - encapsulating what they want to say, sentence by sentence
- make simple additions, revisions and corrections to their own writing by:*
- evaluating their writing with the teacher and other pupils
 - rereading to check that their writing makes sense and that verbs to indicate time are used correctly and consistently, including verbs in the continuous form
 - proofreading to check for errors in spelling, grammar and punctuation (for example, ends of sentences punctuated correctly)
 - read aloud what they have written with appropriate intonation to make the meaning clear

Writing - vocabulary, grammar and punctuation-

Pupils should be taught to:

develop their understanding of the concepts set out in English appendix 2 by:

- learning how to use both familiar and new punctuation correctly - see English appendix 2, including full stops, capital letters, exclamation marks, question marks, commas for lists and apostrophes for contracted forms and the possessive (singular)

learn how to use:

- sentences with different forms: statement, question, exclamation, command
- expanded noun phrases to describe and specify [for example, the blue butterfly]
- the present and past tenses correctly and consistently, including the progressive form
- subordination (using when, if, that, or because) and co-ordination (using or, and, or but)
- the grammar for year 2 in English appendix 2
- some features of written Standard English
- use and understand the grammatical terminology in English appendix 2 in discussing their writing



Year 2 Literacy Yearly Overview – Bowerham Primary and Nursery School

SPEAKING AND LISTENING AT BOWERHAM

Spoken language-

Pupils should be taught to:

- listen and respond appropriately to adults and their peers
- ask relevant questions to extend their understanding and knowledge
- use relevant strategies to build their vocabulary
- articulate and justify answers, arguments and opinions
- give well-structured descriptions, explanations and narratives for different purposes, including for expressing feelings
- maintain attention and participate actively in collaborative conversations, staying on topic and initiating and responding to comments
- use spoken language to develop understanding through speculating, hypothesising, imagining and exploring ideas
- speak audibly and fluently with an increasing command of Standard English
- participate in discussions, presentations, performances, role play/improvisations and debates
- gain, maintain and monitor the interest of the listener(s)
- consider and evaluate different viewpoints, attending to and building on the contributions of others
- select and use appropriate registers for effective communication