

Evaluation of Bowerham School Parental Questionnaire 2019

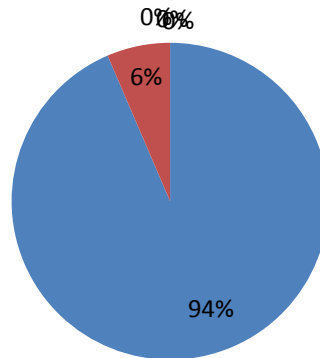


We received 124 responses from 498 families therefore a response of 25%. The results are again overwhelming positive with 95% of all parents agreeing to all questions and strongly agree receiving at least 70% in each question; this is again year on year improvement statistically.

The questionnaire is given out during our Parent Consultations to give every opportunity for all parents to complete the questions if they wish.

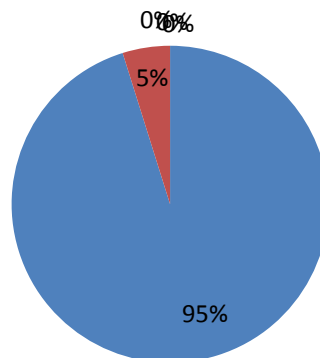
1. My child is happy at this school

■ Strongly Agree ■ Agree ■ Disagree ■ Strongly Disagree ■ Not answered



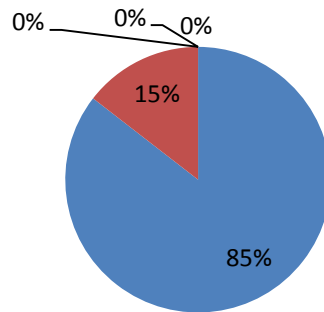
2. My child feels safe at this school

■ Strongly Agree ■ Agree ■ Disagree ■ Strongly Disagree ■ Not answered



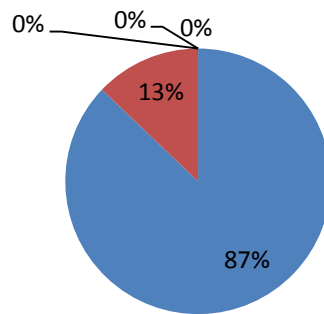
3. My child makes good progress at this school

■ Strongly Agree ■ Agree ■ Disagree ■ Strongly Disagree ■ Not answered



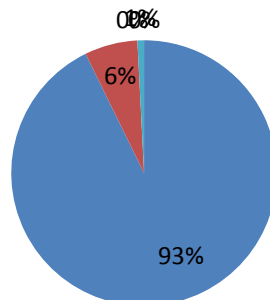
4. My child is well looked after at this school

■ Strongly Agree ■ Agree ■ Disagree ■ Strongly Disagree ■ Not answered



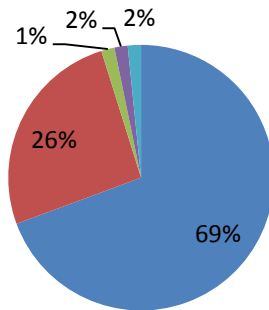
5. My child is taught well at this school

■ Strongly Agree ■ Agree ■ Disagree ■ Strongly Disagree ■ Not answered



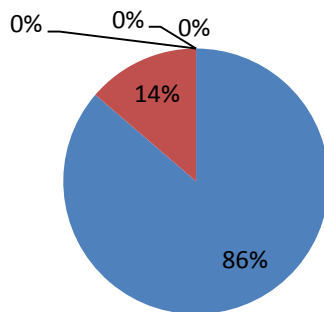
6. My child receives appropriate homework for their age

■ Strongly Agree ■ Agree ■ Disagree ■ Strongly Disagree ■ Not answered



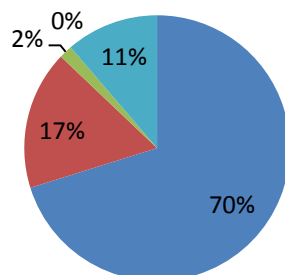
7. This school makes sure its pupils are well behaved

■ Strongly Agree ■ Agree ■ Disagree ■ Strongly Disagree ■ Not answered



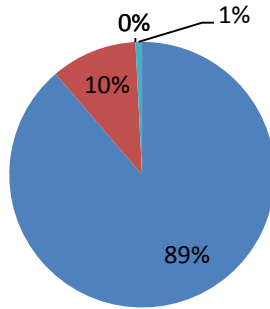
8. This school deals effectively with bullying

■ Strongly Agree ■ Agree ■ Disagree ■ Strongly Disagree ■ Not answered



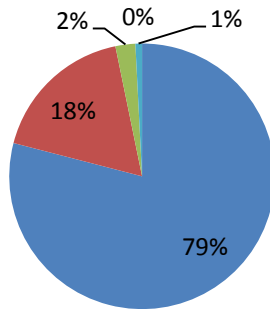
9. This school is well led and managed

Strongly Agree Agree Disagree Strongly Disagree Not answered



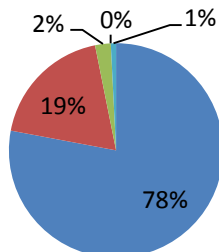
10. This school responds well to any concerns I raise

Strongly Agree Agree Disagree Strongly Disagree Not answered



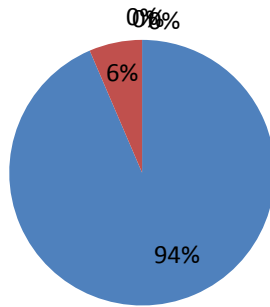
11. I receive valuable information from the school about my chil's progress

Strongly Agree Agree Disagree Strongly Disagree Not answered



12. Would you recommend this school to another parent

■ Strongly Agree
 ■ Agree
 ■ Disagree
 ■ Strongly Disagree
 ■ Not Answered



Data from 2019 Questionnaire

124 responses from 498 families therefore a response of 25%,

Question	Strongly agree	Agree	Total Agree	% Agree	Disagree	Strongly Disagree	Total Disagree	% Disagree	No response or N/A	% No response or N/A
1	116	8	124	100						
2	118	6	124	100						
3	106	18	124	100						
4	115	9	124	100						
5	115	8	123	99					1	1
6	86	32	118	95	2	2	4	3	2	2
7	107	17	124	100						
8	87	21	108	87	2		2	2	14	11
9	110	13	123	99					1	1
10	98	22	120	97	3		3	2	1	1
11	99	24	123	99					1	1
12	116	8	124	100						

Data from 2017 Questionnaire

We received 72 responses from 474 families therefore a response of 15%.

Question	Strongly agree	Agree	Total Agree	% Agree	Disagree	Strongly Disagree	Total Disagree	% Disagree	No response or N/A	% No response or N/A
1	50	21	71	99					1	1
2	46	26	72	100						
3	52	20	72	100						
4	55	17	72	100						
5	48	23	71	99	1		1	1		
6	59	13	72	100						
7	60	12	72	100						
8	61	11	72	100						
9	59	13	72	100						
10	59	13	72	100						
11	57	15	72	100						
12	44	27	71	99					1	1
13	51	21	72	100						
14	57	15	72	100						
15	45	26	71	99					1	1
16	51	18	69	96	1		1	1	2	3
17	59	13	72	100						
18	47	25	72	100						
19	56	16	72	100						
20	46	25	71	99					1	1